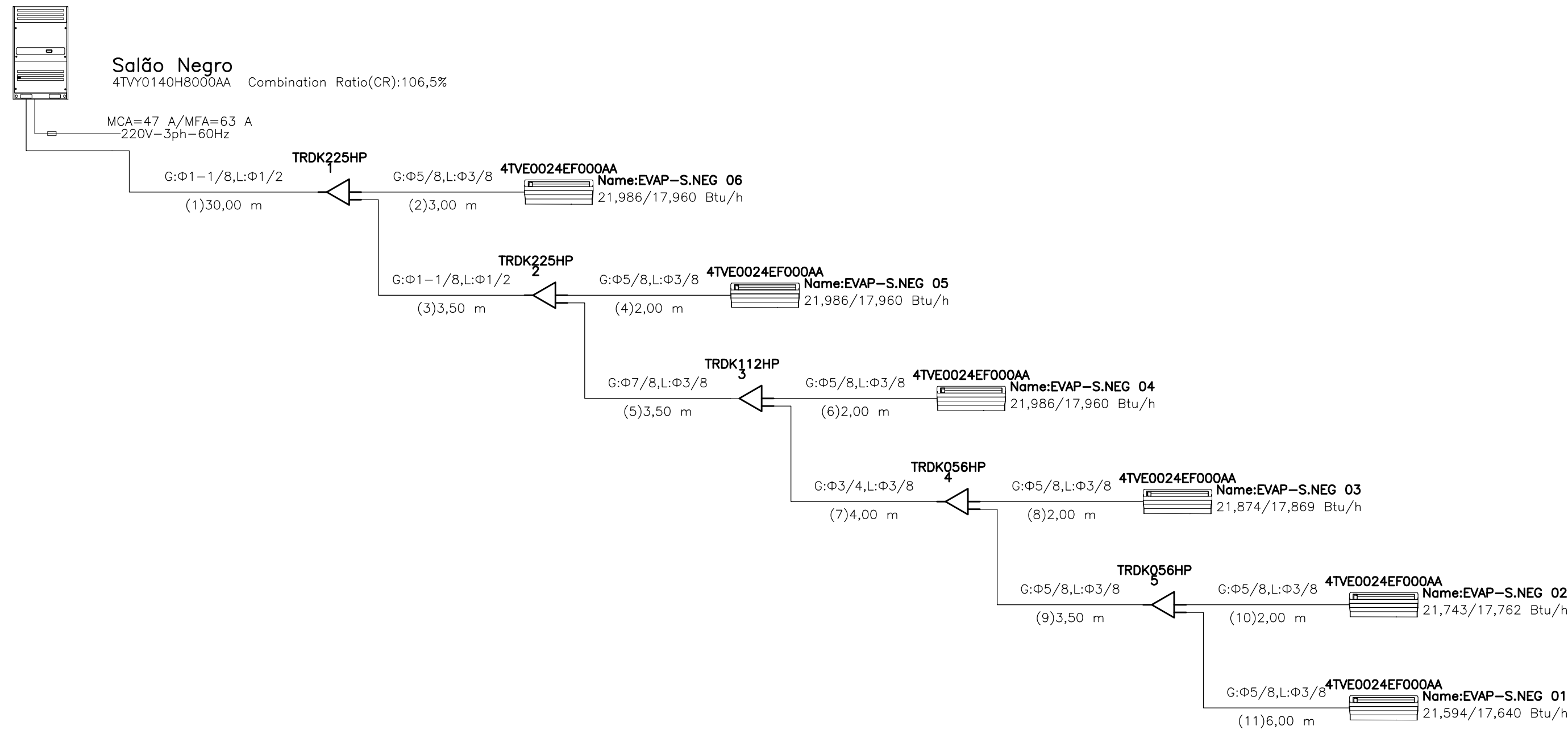
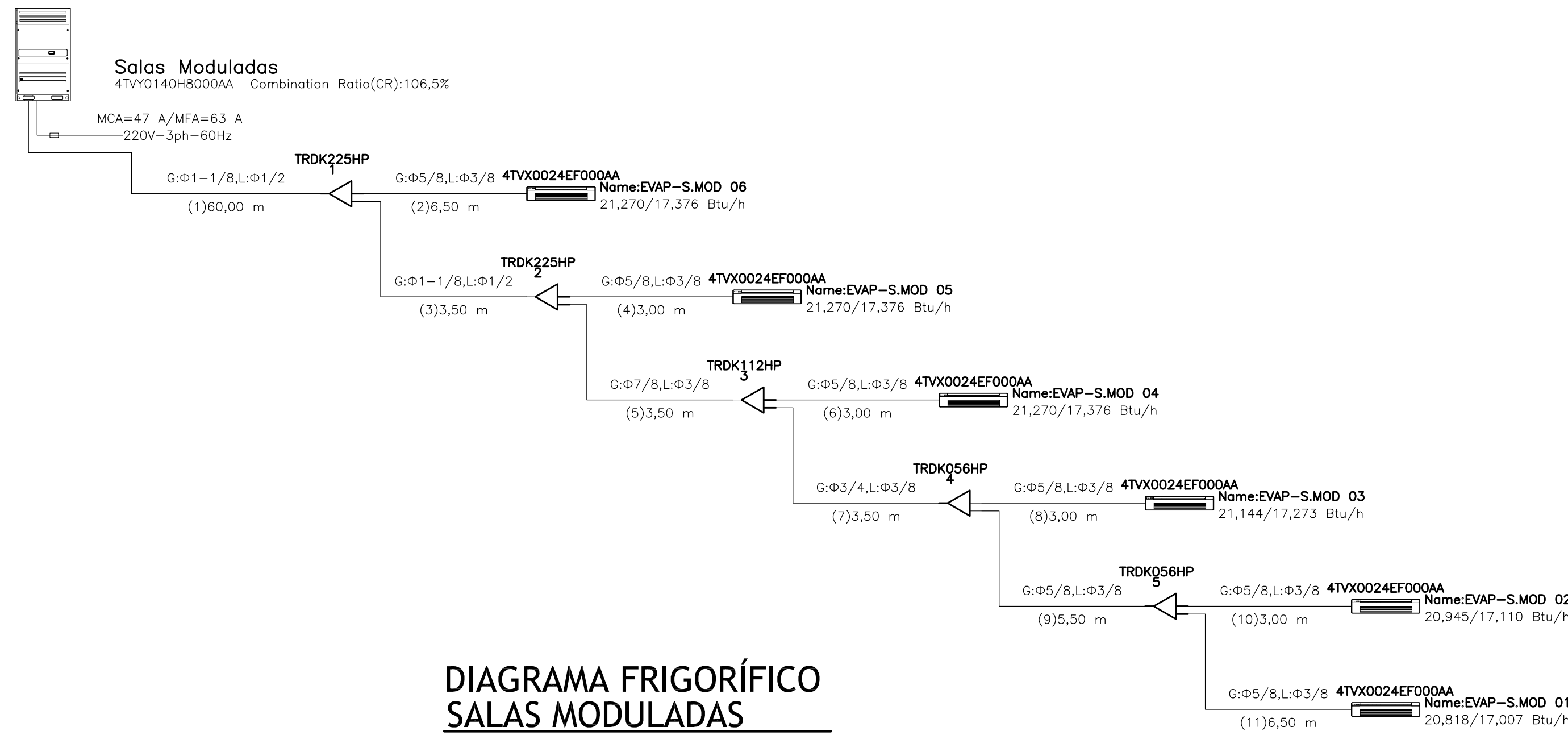


No.	Name	Model	Quantity	Unit	Description
1	TVR Pro CO (220V)	4TVY0140H800AA	1		TVR Pro CO (220V)
2	One-way Cassette	4TVX0024EF000AA	6		One-way Cassette
3	Branch joint	TRDK056HP	2		Branch joint
4	Branch joint	TRDK112HP	1		Branch joint
5	Branch joint	TRDK225HP	2		Branch joint
6	Pipe	Ø3/8	26,0	m	Copper pipe
7	Pipe	Ø1/2	33,5	m	Copper pipe
8	Pipe	Ø5/8	20,5	m	Copper pipe
9	Pipe	Ø3/4	4,0	m	Copper pipe
10	Pipe	Ø7/8	3,5	m	Copper pipe
11	Pipe	Ø1-1/8	33,5	m	Copper pipe
12	R410A refrigerant	R410A	6,77	kg	Extra Refrigerant Added



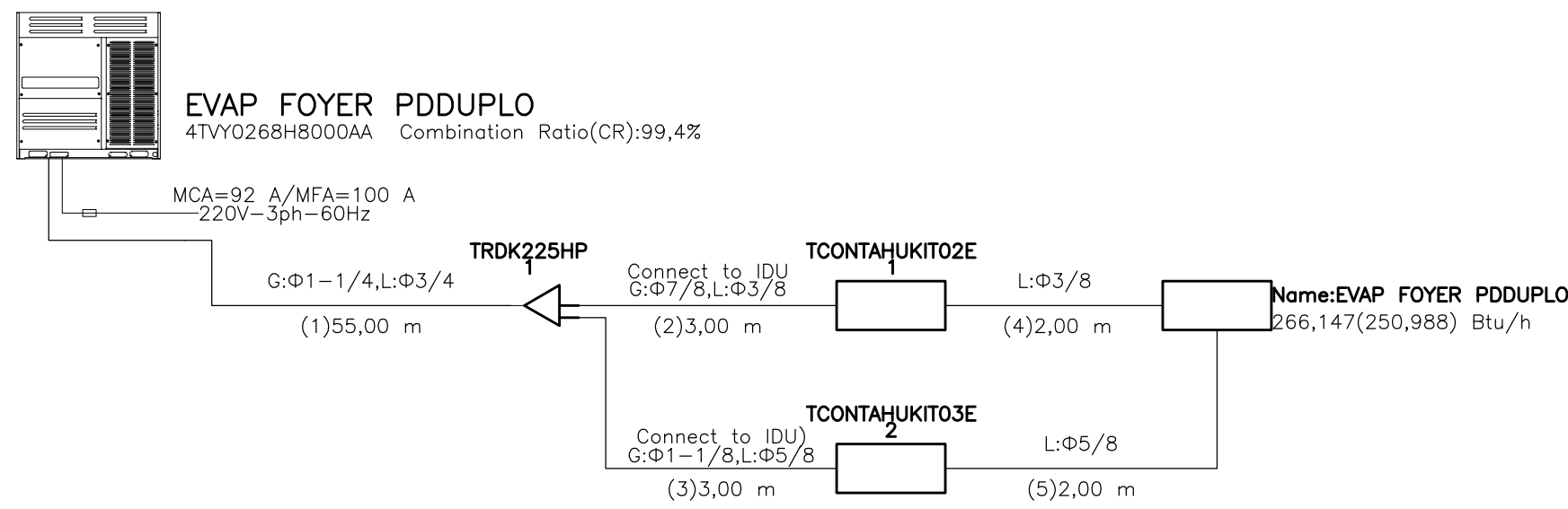
**DIAGRAMA FRIGORÍFICO
SALA NEGRO**
SEM ESCALA

No.	Name	Model	Quantity	Unit	Description
1	TVR Pro CO (220V)	4TVY0140H800AA	1		TVR Pro CO (220V)
2	Ceiling & Floor	4TVX0024EF000AA	6		Ceiling & Floor
3	Branch joint	TRDK056HP	2		Branch joint
4	Branch joint	TRDK112HP	1		Branch joint
5	Branch joint	TRDK225HP	2		Branch joint
6	Pipe	Ø3/8	37,5	m	Copper pipe
7	Pipe	Ø1/2	63,5	m	Copper pipe
8	Pipe	Ø5/8	30,5	m	Copper pipe
9	Pipe	Ø3/4	3,5	m	Copper pipe
10	Pipe	Ø7/8	3,5	m	Copper pipe
11	Pipe	Ø1-1/8	63,5	m	Copper pipe
12	R410A refrigerant	R410A	10,00	kg	Extra Refrigerant Added



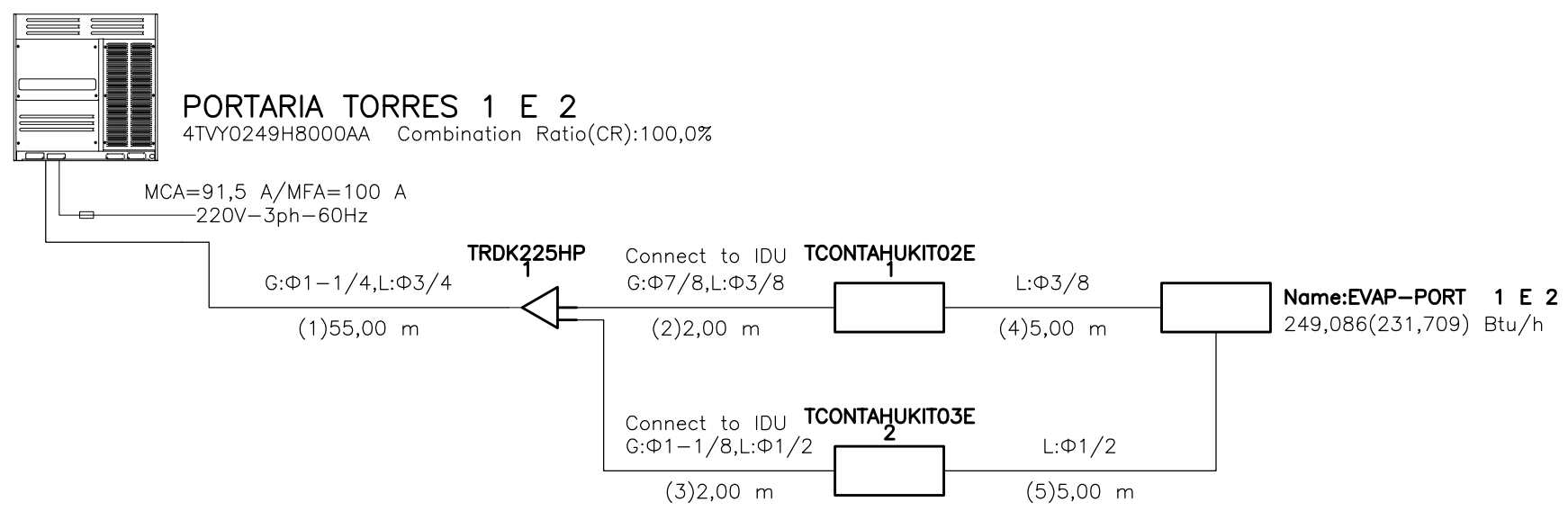
**DIAGRAMA FRIGORÍFICO
SALAS MODULADAS**
SEM ESCALA

No.	Name	Model	Quantity	Unit	Description
1	TVR Pro CO (220V)	4TVY0268H800AA	1		TVR Pro CO (220V)
2	Branch joint	TRDK225HP	1		Branch joint
3	AHU Kit	TCONTAHUKIT02E	1		AHU Kit
4	AHU Kit	TCONTAHUKIT02E	1		AHU Kit
5	Pipe	Ø3/8	5,0	m	Copper pipe
6	Pipe	Ø5/8	5,0	m	Copper pipe
7	Pipe	Ø3/4	5,0	m	Copper pipe
8	Pipe	Ø7/8	3,0	m	Copper pipe
9	Pipe	Ø1-1/8	3,0	m	Copper pipe
10	Pipe	Ø1-1/4	55,0	m	Copper pipe
11	R410A refrigerant	R410A	17,77	kg	Extra Refrigerant Added

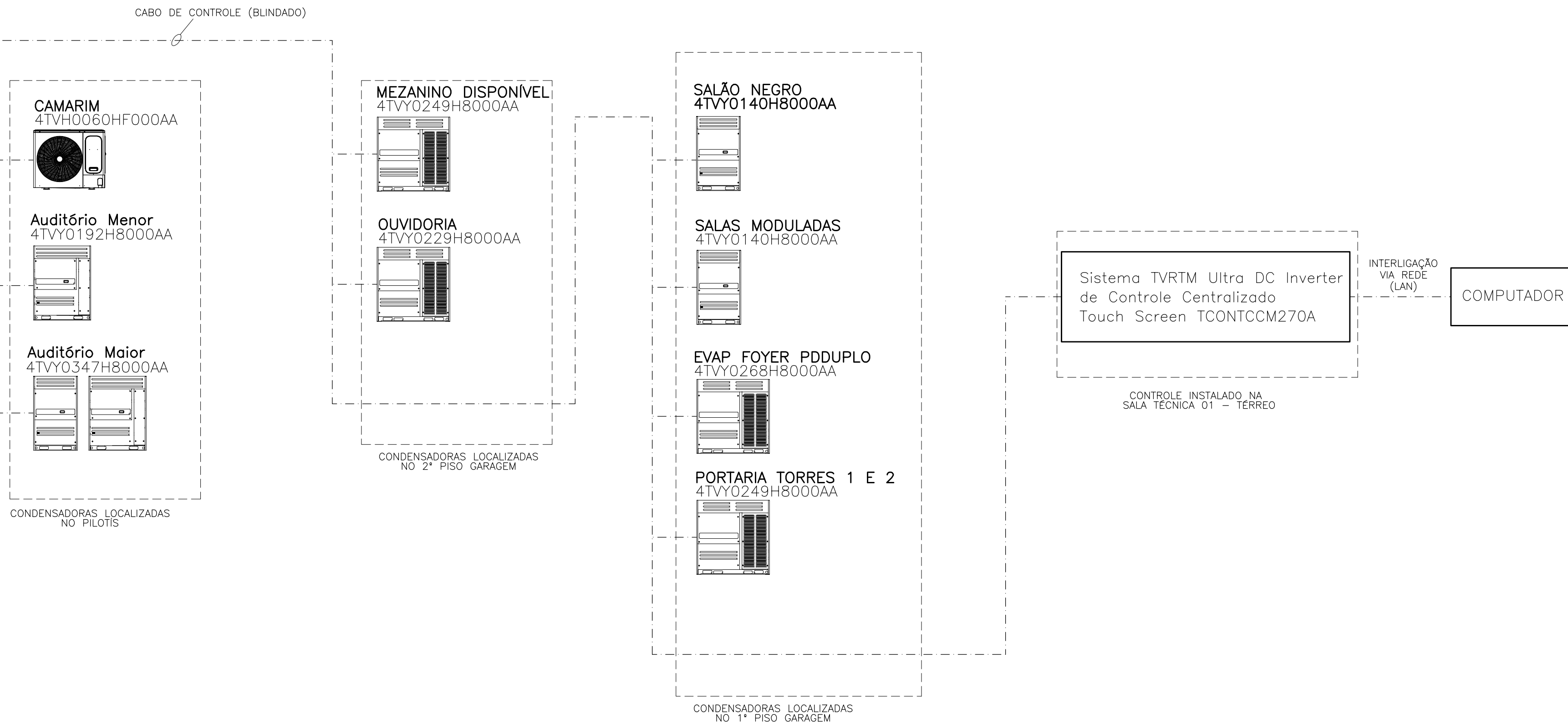


**DIAGRAMA FRIGORÍFICO
FOYER PDDUPLO**
SEM ESCALA

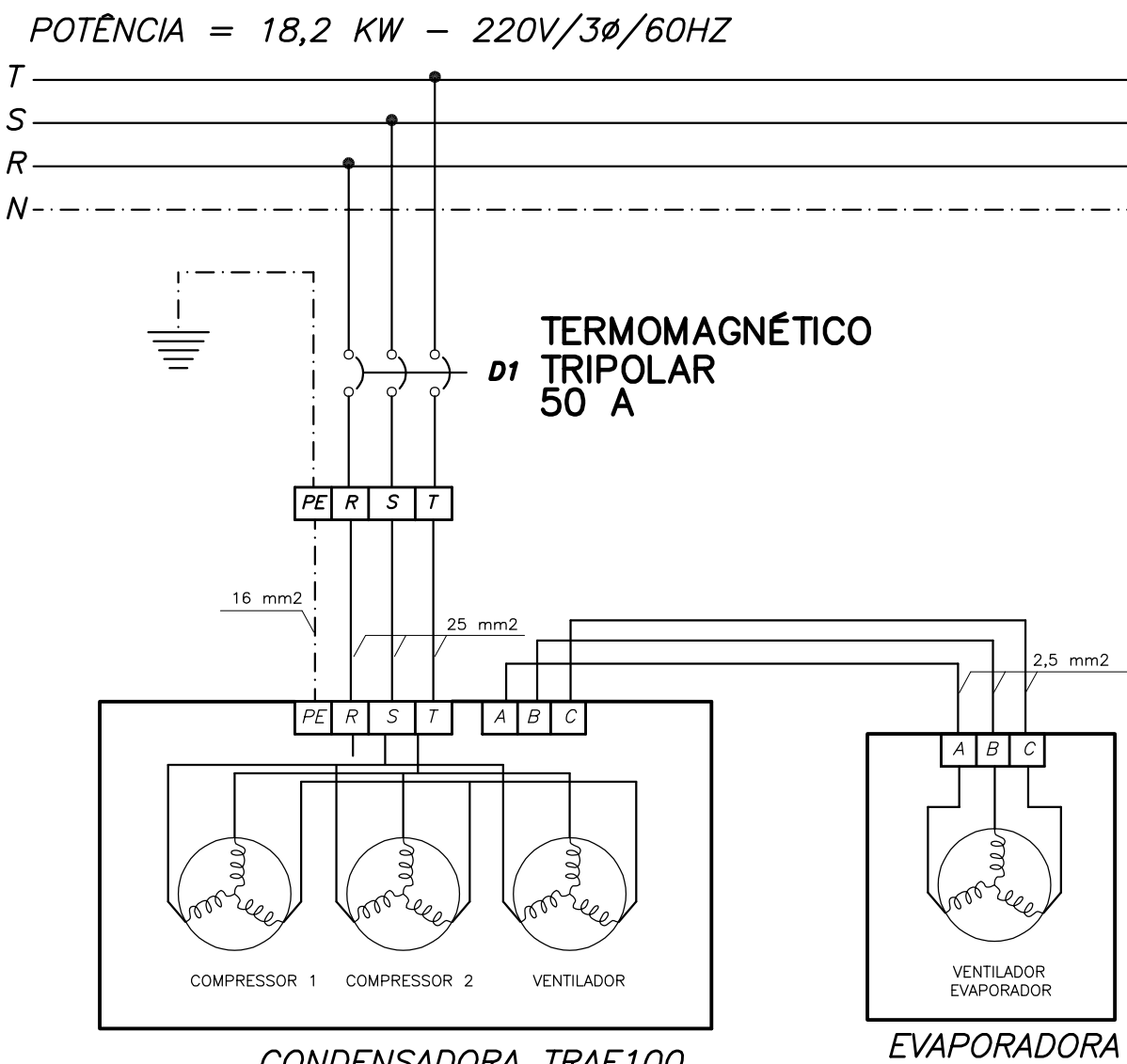
No.	Name	Model	Quantity	Unit	Description
1	TVR Pro CO (220V)	4TVY0249H800AA	1		TVR Pro CO (220V)
2	Branch joint	TRDK225HP	1		Branch joint
3	AHU Kit	TCONTAHUKIT02E	1		AHU Kit
4	AHU Kit	TCONTAHUKIT02E	1		AHU Kit
5	Pipe	Ø3/8	7,0	m	Copper pipe
6	Pipe	Ø1/2	7,0	m	Copper pipe
7	Pipe	Ø3/4	55,0	m	Copper pipe
8	Pipe	Ø7/8	2,0	m	Copper pipe
9	Pipe	Ø1-1/8	2,0	m	Copper pipe
10	Pipe	Ø1-1/4	55,0	m	Copper pipe
11	R410A refrigerant	R410A	17,82	kg	Extra Refrigerant Added



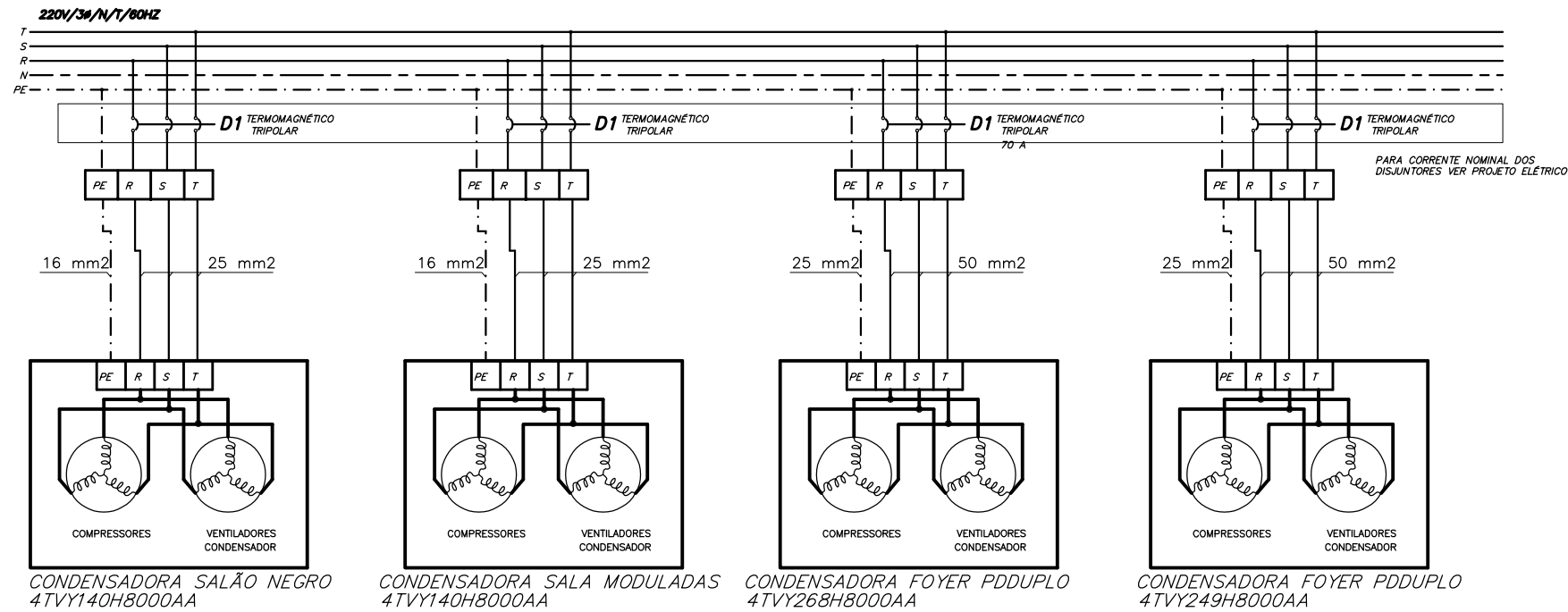
**DIAGRAMA FRIGORÍFICO
PORTARIA TORRES 1 E 2**
SEM ESCALA



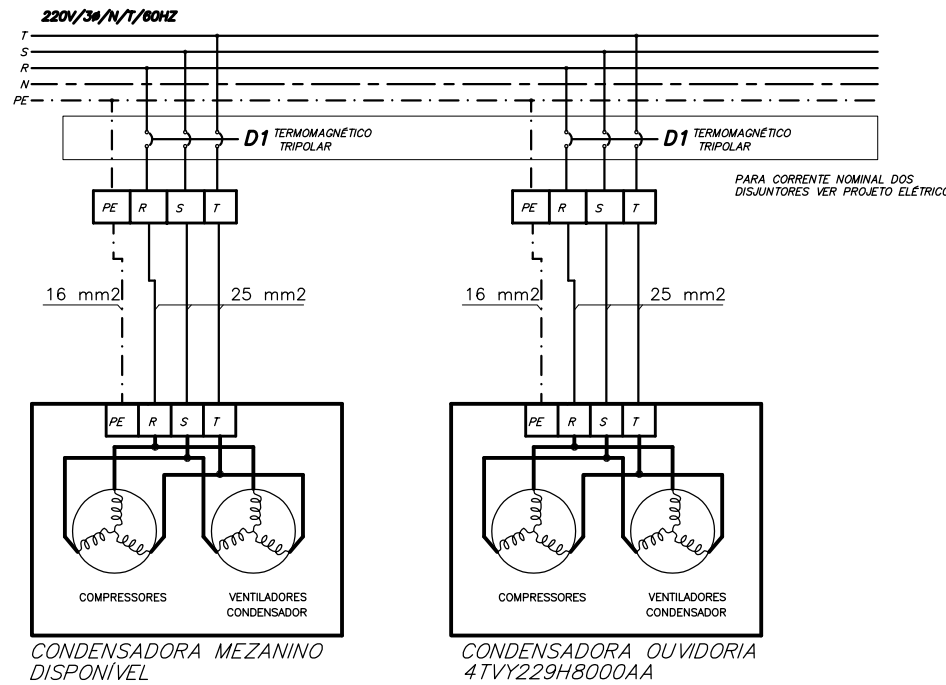
**DIAGRAMA INTERLIGAÇÃO DO SISTEMA DE
COMUNICAÇÃO CONDENSADORAS - TCONTCCM270A**
SEM ESCALA



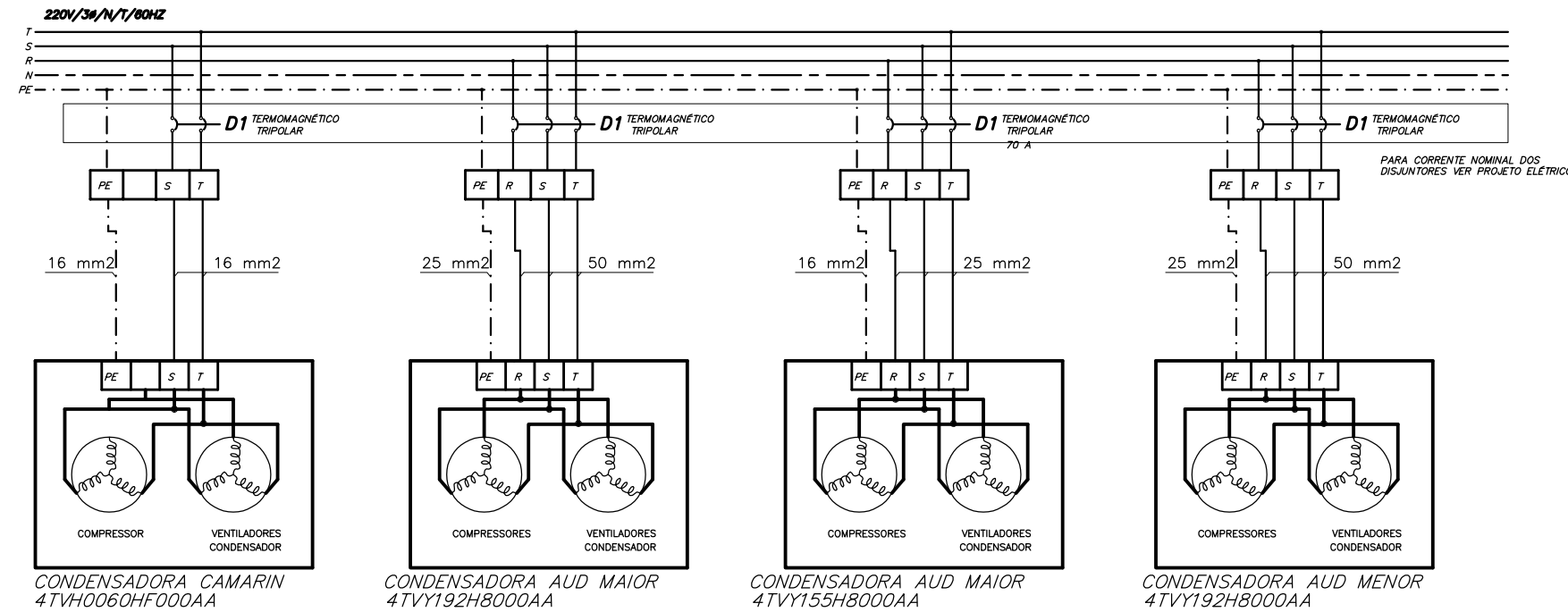
**DIAGRAMA ELÉTRICO "SPLIT"
10 TR - COND PORT. TORRE 3**
SEM ESCALA



**DIAGRAMA ELÉTRICO DAS CONDENSADORAS VRF
GARAGEM NÍVEL 1**
SEM ESCALA



**DIAGRAMA ELÉTRICO DAS CONDENSADORAS VRF
GARAGEM NÍVEL 2**
SEM ESCALA



**DIAGRAMA ELÉTRICO DAS CONDENSADORAS VRF
NÍVEL PILOTIS**
SEM ESCALA

REVISÃO	DATA	DESCRIÇÃO
1	23/02/23	EMISSÃO INICIAL
2	26/05/23	ADEQUAÇÕES À ARQUITETURA E ATENDIMENTO A COMENTÁRIOS
3	23/06/23	ADEQUAÇÕES À ARQUITETURA E ATENDIMENTO A COMENTÁRIOS
4		

LAZÚLI ARQUITETURA www.lazuliarquitectura.com.br Facebook: lazuliarquitectura WhatsApp: 55 11 99999-9999 E-mail: contato@lazuliarquitectura.com.br	
PROPRIETÁRIO/TÍTULO MINISTÉRIO PÚBLICO DE MINAS GERAIS CENTRO DE CONVENÇÕES	
PROJETO EXECUTIVO CLIMATIZAÇÃO	
CONTEÚDO DIAGRAMAS FRIGORÍFICOS E DIAGRAMAS ELÉTRICOS E DIAGRAMA INTERLIGAÇÃO DO SISTEMA DE COMUNICAÇÃO CONDENSADORAS - TCONTCCM270A	ESCALA: 1/75 DATA: 30/06/2023 VERSÃO: 00
R.T. MARIANO JOSÉ MACÊDO - CREA MG 40.242/O-0 CO-ARQUITETOS	COORDENADOR ALESSANDRA BRAGA MADUREIRA - CAU A21-476-D CO-ARQUITETOS
DIREITOS AUTORAIS RESERVADOS	